

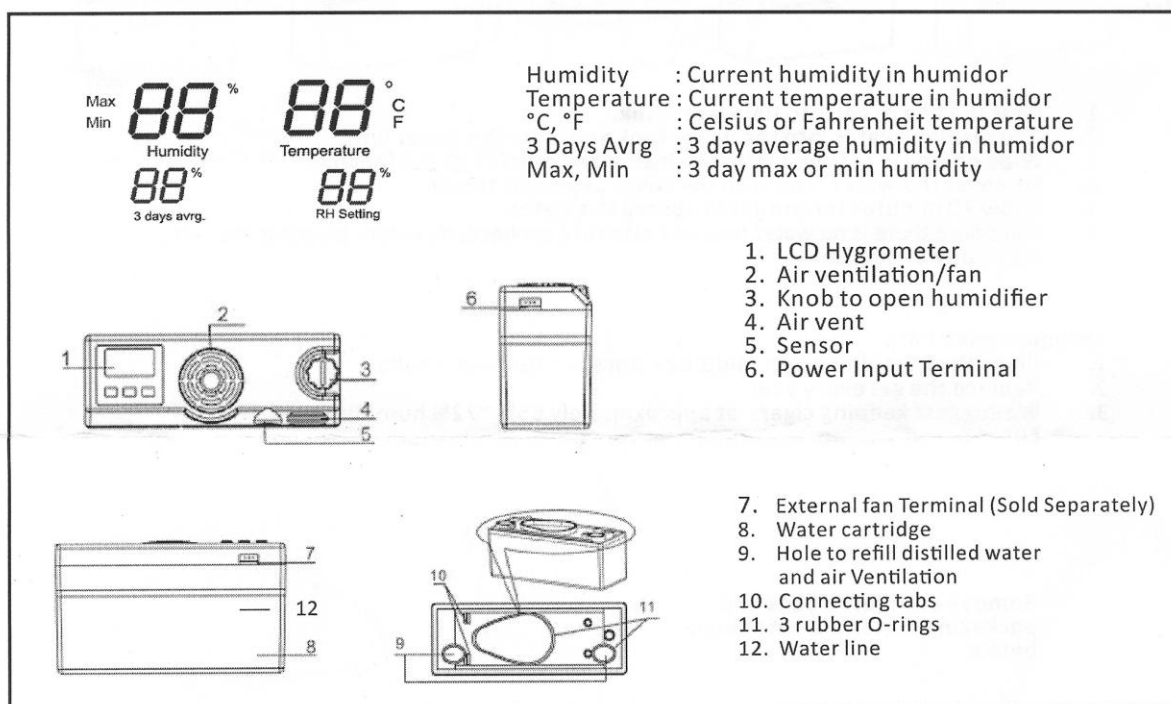
Le Veil iCigar DCH-12v2

Thank you for purchasing this Le Veil product. This digital cigar humidifier features indoor temperature, humidity (expressed as relative humidity or RH), temperature and humidity memory (3 days average, high/low) and more. Please read this manual in its entirety to fully enjoy the benefits and features of this product. Please keep this manual for future reference.

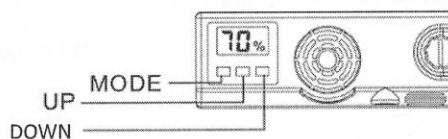
Note: A clear film is applied to the top face that needs to be removed prior to using this product. Locate the clear tab and simply peel to remove.

Humidifier features

- q Compact Fan and Clear Water Tank Design
- Recalibrating Technology for Accuracy
- Maintains Up to 5 CB-FT Humidors



Initial Setup



- A. Press and hold the 'MODE' button for 3 seconds until the RH setting numbers blink on the display. Release the 'MODE' button and use the 'UP' and 'DOWN' buttons to raise or lower the humidity setting.
- B. The fan will draw off moisture automatically when humidity is lower than 1% of what it is set for (example: the humidity setting is 70% but the actual humidity is 69%). The fan will stop when humidity is higher than the humidity setting by 1% (for example: the humidity setting is 70%, but the humidity is 71%).
- C. Quickly Press MODE to switch from °C or °F.
- D. Press the 'Up' or 'Down' buttons to display the Max/Min humidity.

Recalibrating the Hygrometer

The hygrometer can be recalibrated if it displays inaccurate humidity levels by holding down the 'MODE' button and adjusting the numbers with the 'UP' and 'DOWN' buttons.

Adding/Replacing Water and Crystal Gel

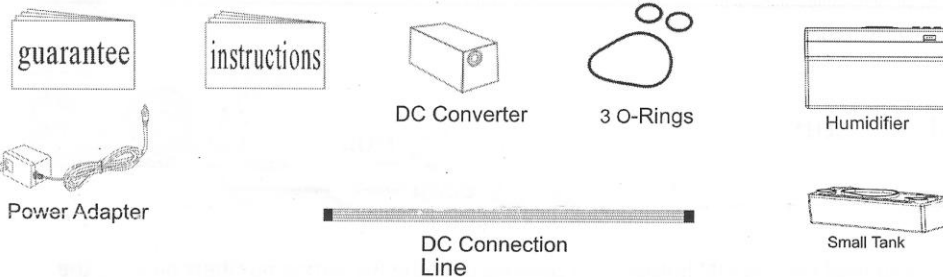
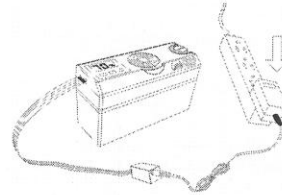


1. Pour the bag of gel into the water tank.
2. Add distilled water into the water tank and fill to the water line.
3. Wipe off any excess water on the inside and outside of the fan unit.
4. Re-cover the water tank with the cover as shown above.
5. Allow 20 minutes for the gel to absorb the water.
6. Make sure there is no water near any electrical connections before plugging the unit into a power source.

Recommended Care

1. Place the humidifier on a middle or top shelf for best results.
2. Replace the gel every year.
3. We suggest keeping cigars at approximately 65% ~72% humidity and 60° ~70° room temp. High temperatures will promote mold on cigars.

Remove any plastic bags and packaging materials not shown below.



SPECIFICATIONS

Factory pre-set	Humidifier Accuracy	Measures Humidity Reading	Manually Adjust Range
70%	±1%	40%-90%, ±3%	40%-90%
Operating current/ Fan	Wall Outlet Power	Humidifier Power import	Size
200mA	100-240V/AC	12V/DC	6" L × 2 2" W × 3.5" H

www.levell.us

Engineered in the United States
Manufactured in China
Patent rights issued and /or pending

Diseño en Estados Unidos
Fabricado en China
Derechos de patente expedidos y/o pendientes

ConCu aux Etats-Unis
Fabriqué en Chine
Brevets déposés/ou en cours